



March 26, 2015

Dear Parents of 2015-16 High School Students,

Time flies! It is time for your student to begin scheduling classes for the 2015-2016 school year.

Over the next few weeks, you and your student can make selections by accessing PowerSchool through either the parent account or the student account. Once there, they can create their “wish list” of classes. They will not be officially assigned to those classes until the proper registration forms have been received by our Admissions department. Once received, we will activate their wish list and they will become officially enrolled in their classes for next school year. We will contact your student if a conflict arises. Some elective classes are on a first-come, first-served basis, so send in your registration forms ASAP if you have not already done so.

Scheduling Windows (incoming grade)

Seniors March 25th – April 8th Sophomores April 8th – April 22nd
Juniors April 1st – April 15th Freshmen April 15th – April 29th

We are looking forward to a wonderful new school year!

Dennis Antonelli

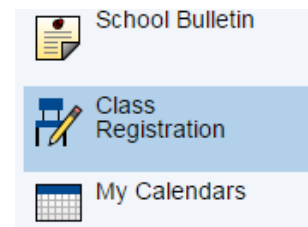
Ryan Kyle

Dennis Antonelli
Principal 6-12

Ryan Kyle
Scheduling Coordinator

Registering for Classes through PowerSchool

1. Start by logging into your parent/student PowerSchool account.

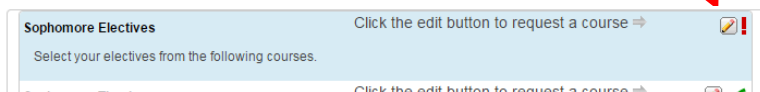


2. Once you are logged in click on “Class Registration” in the menu on the left.

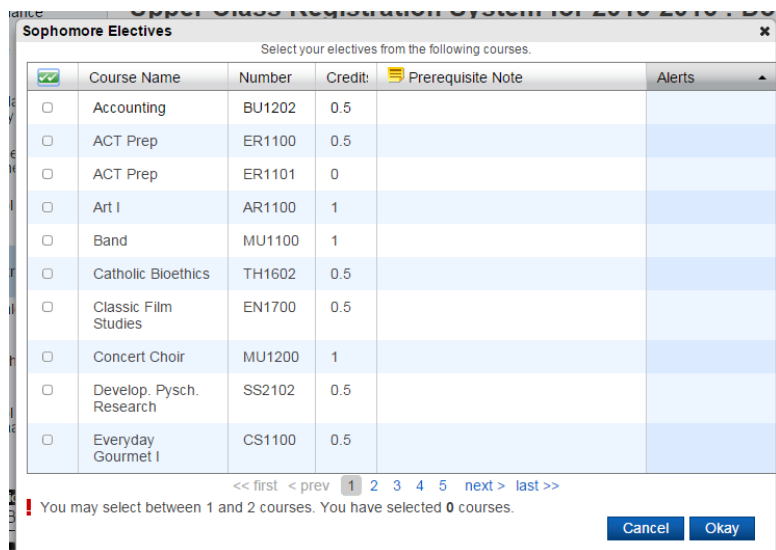
3. You will be shown a list of course categories that you will need to select your requests within.

Submit

- To choose your classes within a category click on the pencil icon on the right.



- This will list all of the classes that are available for you to choose from.



In some cases you will not be able to choose a course due to a prerequisite not being met or because a faculty recommendation may be required to request the course.

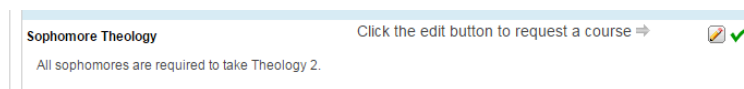
<input checked="" type="checkbox"/>	Honors Chemistry	SC1310	1	Grade of B+ or better in Biology, or successful completion of Honors Biology with a grade of C- or better, and teacher recommendation.	Recommended Sandra Mohrman
-------------------------------------	------------------	--------	---	--	-------------------------------

The note at the bottom of the window will tell you how many courses you are allowed to request.

! You may select between 1 and 2 courses. You have selected 0 courses.

Once you have selected the proper amount of requests click on the “Okay” button in the bottom right corner.

- Some courses, like Theology have no options so the category has already been completed for you.



- Once you have fulfilled all of the category requirements a green check mark will appear at the bottom of the list. Review your requests one last time and when you are satisfied with your selections click the “Submit” button at the bottom of the page.

